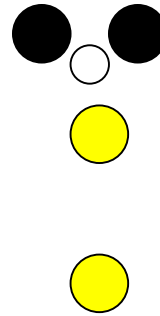



Bowls Website menu- training
Final end simulation, trained

Final end simulation training

Option # Tactical options –what would you do in either situation



Training session

Black 2 shots by a whisker and in diagram on right short bowl is only a ML from head.

If you play first as black; now if you play second after yellow.


Now, if you play first as yellow; now if you play second after black.

(Options might well be either hand - draw; push bowls; drive; block entry shot; cover???)

Final end in pennant - tactics and game simulation.

Assume the team scoreboard is equal and the winner on this rink can win the game and the pennant final for the club. Those 3 bowls are all touching the jack. So the second for both teams is about to deliver.

The practice session is for a RH backhand.



Let's assume you are the front (yellow) bowls.

1. Do 4 draw bowls to the shot bowl.
2. Draw 4 bowls all a metre directly behind the head.
3. Now with first bowl, disturb the head with weight not to exceed 2m. thru the head.
4. If you miss, try with second delivery, or third, or fourth.
5. However, if bowl (1 or 2) in point 4 is successful, head is disturbed and now your other bowls are to be drawing for a resting toucher, staying on the same RH backhand.

Lachlan Tighe, 2016